

# iPad Use and Apps

Kyla Garft

2014

# What is an iPad?

- What do you use them for?

# Shortcuts


- **Quick access:** press home button (if in lock mode) then slide up from bottom of screen (camera, calculator, timer, torch, music, wi-fi/airplane mode)
- **Navigate between apps:** double press home button
- **Go to home screen:** press home button once
- **Search:** pull down
- **Summary:** slide down from top

# Uses for an iPad

- **Communication**
  - Skype, emails, social media etc
- **Entertainment**
  - Magazines, newspapers, books etc
  - Photographs, youtube, games, music and videos
- **Organisation**
  - Calendar and contact book
  - Document creation
  - Internet banking, bill paying, online shopping, travel planning
- **Education**
  - Textbooks, 3D models, ophthalmic testing, journals etc


# Communication

- **Videocalls:** Skype
- **Emails:** gmail, Hotmail, mail app
- **Social media:** Facebook, Instagram




# Entertainment

- **Newstand:** Magazines, newspapers
- **iBooks**
- **Videos:** TED, Youtube, ABC iview, SBS on demand
- **Radio:** BBC, SBS, ABC,
- **Music:** iTunes, Spotify (search and play music)
- **Podcasts:**
- **Games:** Plague, Words with Friends, Angry Birds



# Organisation

- Calendar
- Contact book
- Documents: Pages, Numbers, Keynote
- Internet banking
- Online shopping: Ebay, Paypal
- Travel: Skyscanner (book flights, hotels etc), Airbnb (book accom), Urbanspoon (food), Uber (private taxi)



# Education

- **Textbooks:** Grey's Anatomy, Kanski etc
- **3D models:** EyeDecide
- **Ophthalmic testing:** Eyehandbook
- **Videos:** Eyetube



EyeDecide

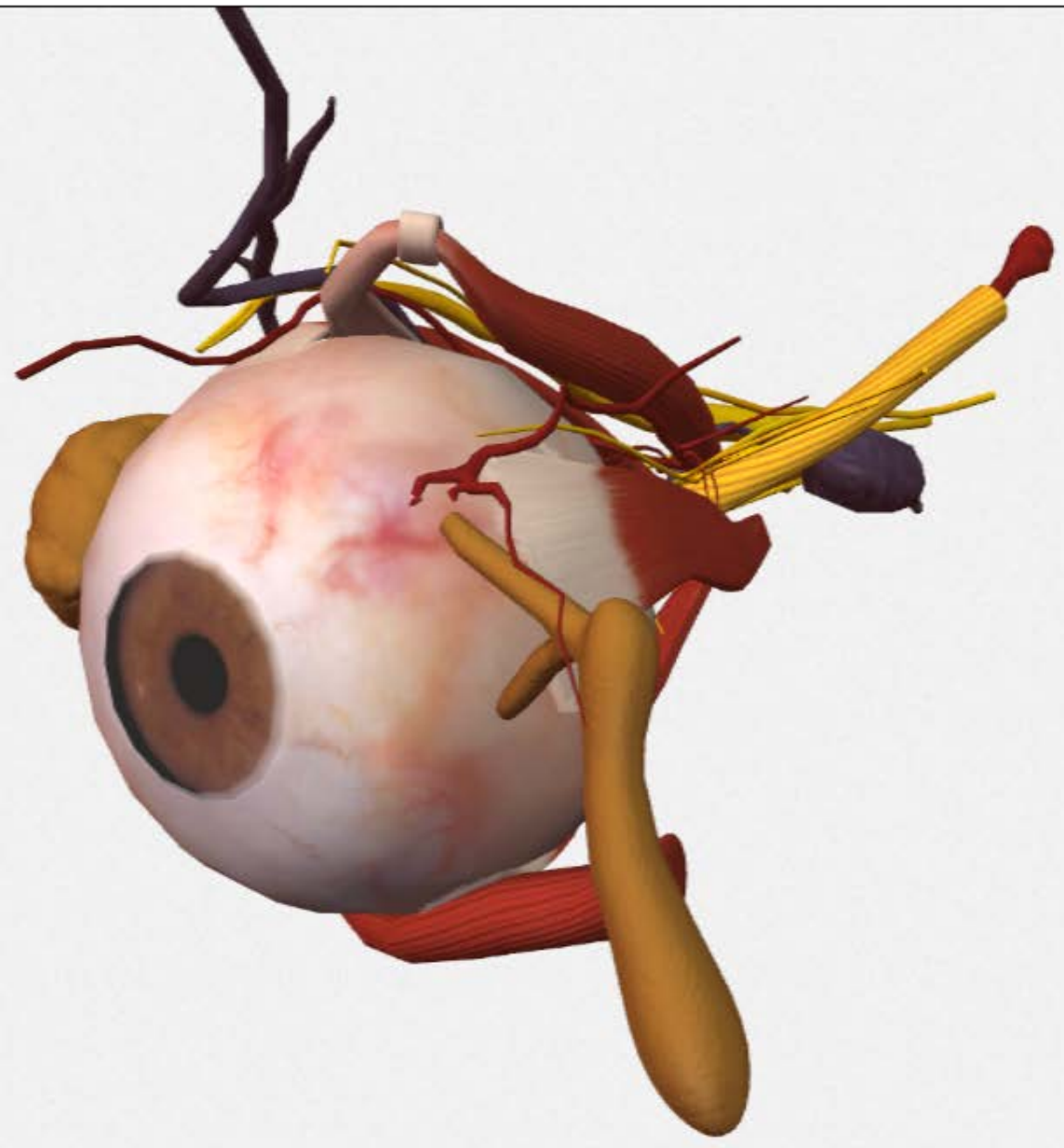


● Eyehand...








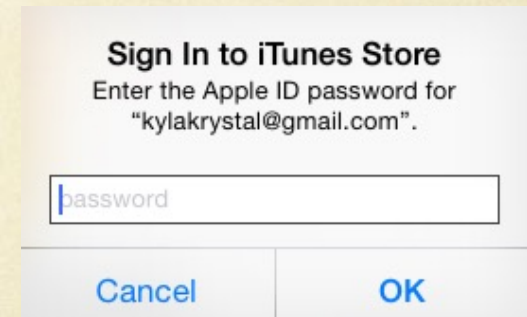
# Anatomy



# How to install an app






- Tap on App Store
- Find app in search tab (or featured/topcharts/explore)
- Tap app to view
- Tap  once you want it then tap 
- Wait for sign-in request
- Type in your password to confirm installation
- Wait for it to download
- You are ready to go!



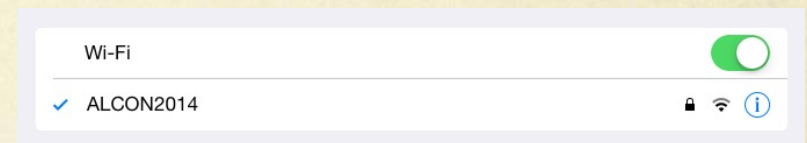
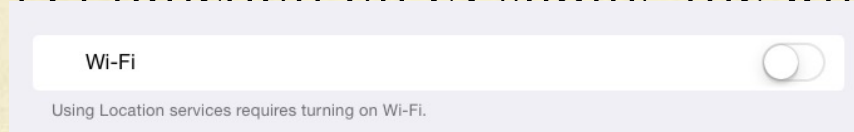
# How to close and delete apps

- Closing apps
  - Double press the home button
  - Slide up on any apps you want to close
- Deleting apps (you can re-install from app store)
  - Press and hold the symbol for any app
  - Click the small x's for any apps you want to delete



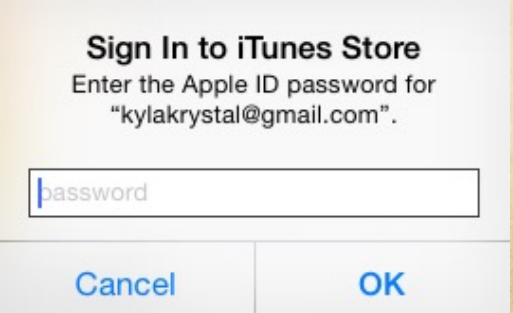

# How to connect to Wi-Fi

- Tap on settings
- Tap on Wi-Fi
- Turn Wi-Fi function on by sliding the white button across
- Tap chosen Wi-Fi source
- Type in password if required



# How to buy things on iTunes

- Open the iTunes store by tapping the iTunes symbol
- Search or browse for music
- Tap the picture of things you would like to buy
- Tap the button with a monetary amount eg
- Tap the green “buy” button
- Type your password to confirm the purchase



# Shortcuts

- **Quick access:** press home button (if in lock mode\_ then slide up from bottom of screen (camera, calculator, timer, torch, music, wi-fi/airplane mode)
- **Navigate between apps:** double press home button
- **Go to home screen:** press home button once
- **Search:** pull down
- **Summary:** slide down from top